

Gliderol Insulated Roller Door Brochure 2025



ENQUIRIES@THEGARAGEDOORCENTRE.CO.UK
TELEPHONE: 01933 229135
MON - FRI 9:00AM - 5:00PM
SAT 9:00AM - 1:00PM



GLIDEROL
GARAGE DOORS

Opening Doors Together®



**Gliderol Insulated
Roller Doors**



ROLLER GARAGE DOORS BY GLIDEROL

SPACE-SAVING, SAFE AND MADE-TO-MEASURE

For over 3 decades GLIDEROL have been manufacturing quality and reliable roller garage doors in the UK. Made from the very best components, equipped with state-of-the-art technology, safety features and equipment, the doors require little maintenance and are a safe investment.

GLIDEROL garage doors travel vertically and provide more clearance inside and outside of the garage when compared to conventional up-and-over, as well as sectional and swing doors. The doors can be opened conveniently even with the car parked directly in front or behind it.

Gliderol Insulated Roller Door Insulated Automatic Roller Door

Gliderol Insulated Roller Door Compact Insulated Automatic Roller Door

Gliderol Insulated Roller Door Manual Insulated Manual Roller Door



Excellent weather resistance with a rubber compression seal to the bottom of the door and a brush strip within the guides.



Compact Version, 55mm. Used for small and compact spaces, and low or no headroom in the garage.



The image shows the two relative sizes of each door roll box.

The main image shows a door with a full box option and a cut-away to show the motor end and the manual crank in position. The motors have ample power to lift the door smoothly and quietly and once set up will operate reliably for years. The half box option provides a fascia for the door curtain to close against and a top cover to stop dust and dirt dropping into the mechanism.



Gliderol Insulated Roller Doors take up very little space inside your garage. The standard configuration, using 77mm foam filled lath (Also available as a manually operated system), requires 300mm of headroom and is supplied with 70 or 90mm guides depending on specification. The compact version, using 55mm foam filled lath, requires only 205mm of headroom and is supplied with 65mm guides.

EASY TO OPERATE

SAFE

Gliderol Insulated Roller door is fitted with easy to use, state-of-the-art drive technology allowing the door to be opened or closed by means of a compact hand transmitter or wall mounted control box.



Emergency release

For doors without any other entrance door, there is a lockable emergency release to be operated from outside.



Safety

The door reverses automatically should the downward movement of the door be restricted.



Security

The risk of another handset using the same code is eliminated as the transmitter uses a different code from one of two billion after every operation.



Quiet Operation

Noise is reduced as the motor is housed entirely within the roll of the door giving a quiet and smooth performance.



Automatic Light

Lights your garage for up to 90 seconds after the motor is activated allowing you to drive into an illuminated garage.



Handset style to match the leading car manufacturers

ROLL-SMART

THE FUTURE OF ROLLER GARAGE DOOR SAFETY



Advanced

A slimline Roll-Smart track is fitted to the back of the roller door guide. It is incredibly effective and detects obstructions within the doorway, safely reversing the closing movement.



Key Benefits

Roll-Smart uses standard bottom weather seals without the need for expensive and vulnerable electrical contact strips / optical beams inside and is not affected by rough or uneven garage floors.



Fool Proof

Installation and setup couldn't be easier. The Roll-Smart track requires a simple 3-wire connection direct to the Slim Line RS-1 control unit.

Designed specifically to suit the Gliderol Insulated Roller Doors.



Durable

The Roll-Smart track is fully sealed to category IP65, and is ultra reliable for trouble free operation year after year.



Gliderol Roll-Smart complies with the very latest CE Marking and Radio Equipment Directives and is the ideal solution for doors complying with the Construction Products Regulation (EU No 305/2011) and force limitation tests in accordance with EN 12453.



RS-1 CONTROLLER

THE MOST ADVANCED HIGH SECURITY REMOTE CONTROL UNIT ON THE MARKET



Safe

The proven roller door control unit, equipped with reliable microprocessor electronics and extra low voltage control circuits for complete safety.



Rolling Code

"Keeloq" rolling code technology secures the system from criminal "code cloning".



Convenient

The control box features an Energy Efficient LED courtesy light system, door status LED indicator and control button to operate the door from inside the garage.



Key Fobs

Up to 26 key fobs can be added to the system without removing the cover.



Multi-door Options

Four button key fobs are available enabling control of up to four doors from a single key fob, each door equipped with a standard RS-1 control unit.



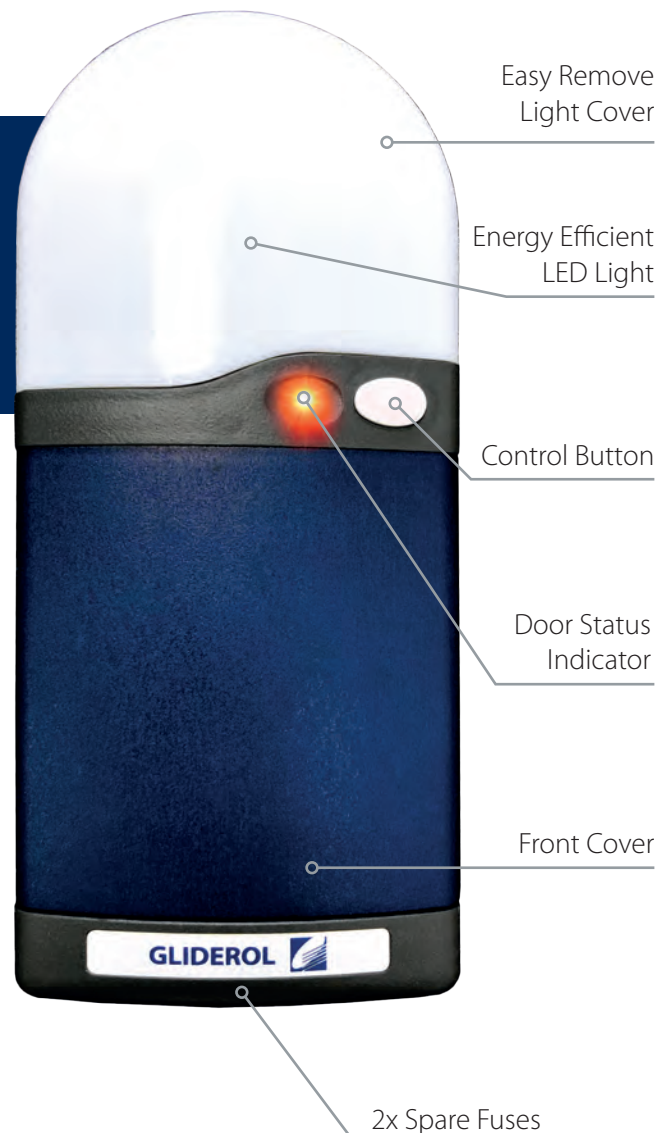
Hold-to-Run Control Button

Allows controlled closure of the garage door if the safety device fails.



Optional Safety Systems

Photo Cell options can be added as a secondary safety system.



Optional Security Systems

The new AL-18 security alarm system can also be installed.



Wireless Key Pad

Easy access into the garage with the ability to set your own PIN number.




Available Colours Are:

Painted finishes (eggshell finish):



Painted finishes (woodgrain eggshell finish):



Laminate finishes



Same price as standard painted finish.

Laminated on Convex side only - Please note if ordering a reverse roll door

Colours available in Gliderol Insulated Roller Door Compact®



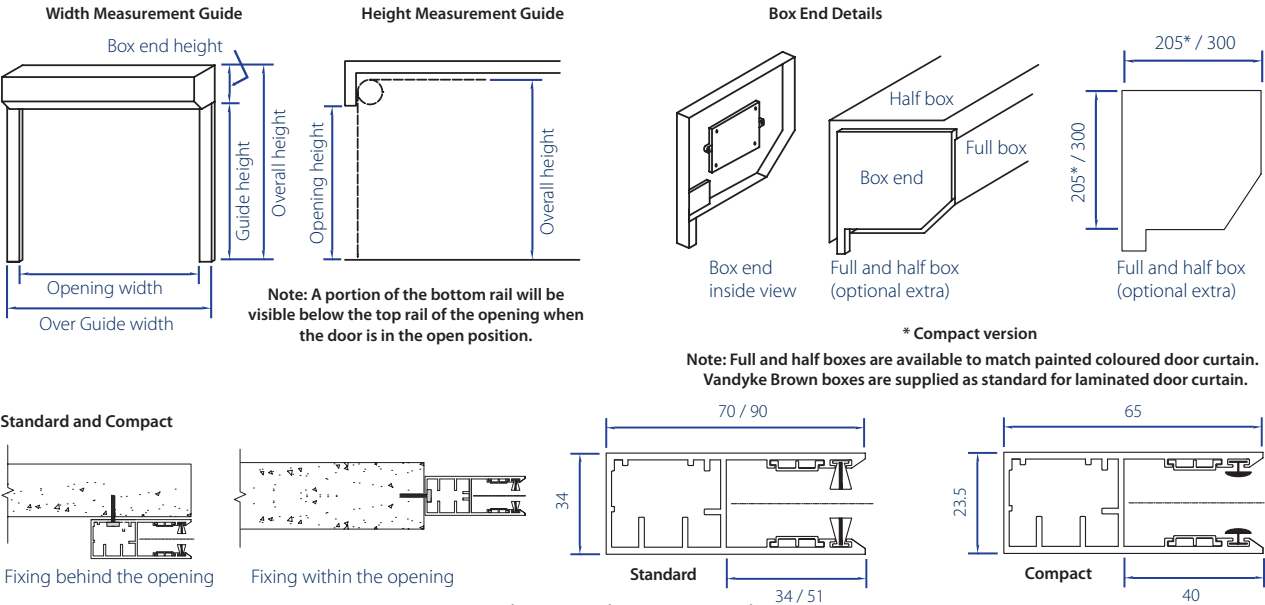
* Note, these colours come with white guides and box (Box optional for 77mm) ** Door curtain only
† Note, these wood effect and wood effect laminate finish doors come with brown guides and box

All other RAL Colours are available - Price on application

A Note Concerning Colours: Door guides are available in colours matching the door curtain except laminate door colours (supplied in brown). Coloured guide rails are supplied as standard, however they may not exactly match the lath colour. The manufacturing process for the lath profile results in a textured finish, whilst all other coloured items (guides, bottom laths, lock laths, optional fascias and vision panels) are supplied in a satin finish so cannot be guaranteed to match exactly. Over time, some scuffing may occur on front and rear surfaces of doors as a result of their normal operation.



Technical Information



GLIDEROL GARAGE AND INDUSTRIAL DOORS LTD.

QUALITY PRODUCTS MADE IN THE UK

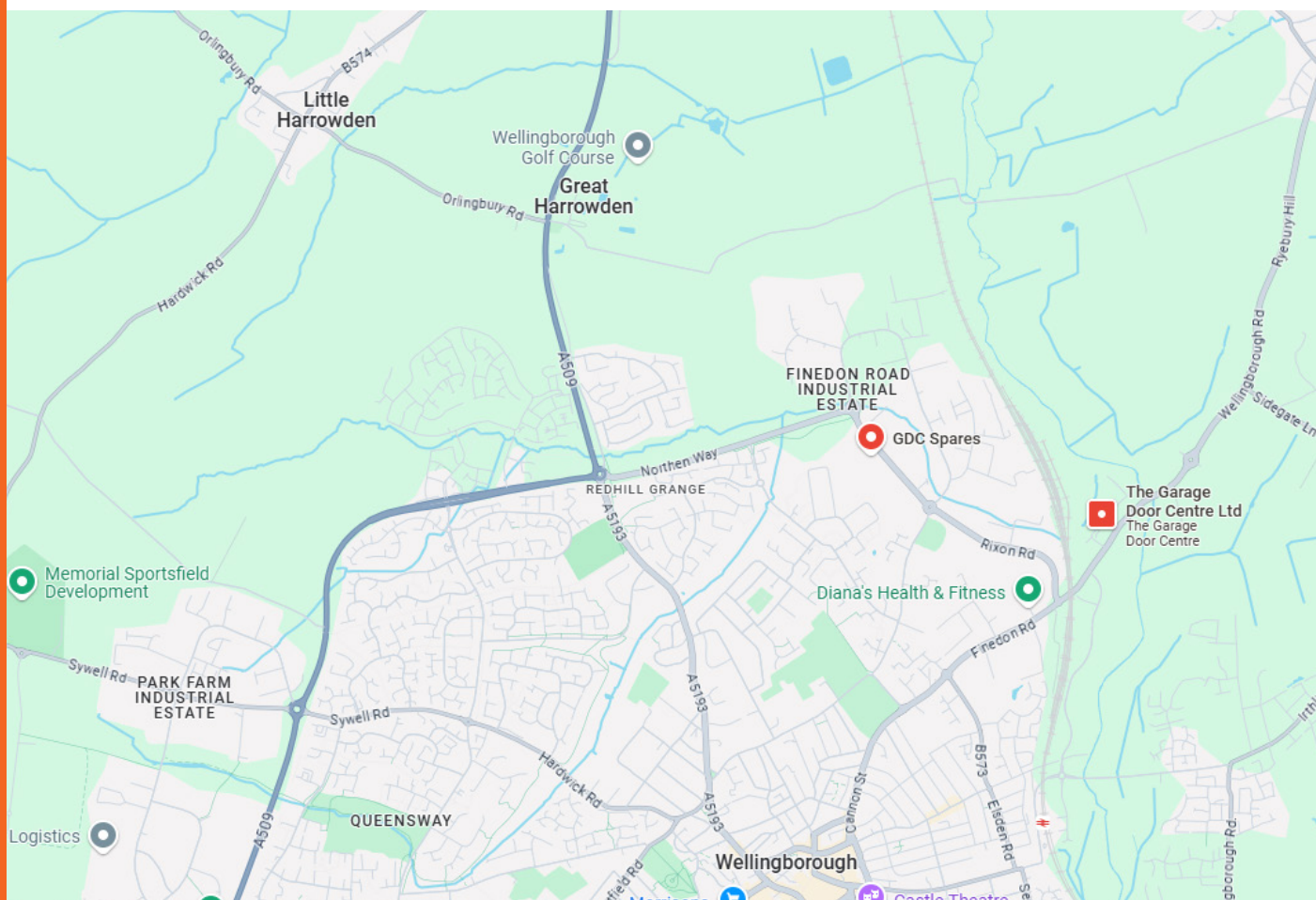
GLIDEROL is one of the leading UK manufacturers of garage and industrial door systems.

GLIDEROL products are developed with passion and innovation out of high-grade and durable material made-to-measure both for modernization or for new buildings.

Our product types, colour variations and optional extras will allow you to tailor-make the most suitable option for you.

Presented by:

Please Note: As ours is a policy of progressive design we reserve the right to change without prior notice. All colours shown are limited by the printing process and will not be a precise match for actual finishes. Please request samples of your choice. Errors and omissions excepted. September 2023.



6-8 MEADOW CLOSE,
ISE VALLEY TRADING ESTATE
FINEDON ROAD
WELLINGBOROUGH
NN8 4BH

ENQUIRIES@THEGARAGEDOORCENTRE.CO.UK
TELEPHONE: 01933 229135
MON - FRI 9:00AM - 5:00PM
SAT 9:00AM - 1:00PM